

# Human IL-33 Protein

Cat. No. IL3-HE001



## Description

Source	Recombinant Human IL-33 Protein is expressed from E.coli without tag.
	It contains Ser112-Thr270.
Accession	NP_254274.1
Molecular Weight	The protein has a predicted MW of 18 kDa same as Bis-Tris PAGE result.
Endotoxin	Less than 1 EU per µg by the LAL method.
Purity	> 95% as determined by Bis-Tris PAGE
	> 95% as determined by HPLC

## Formulation and Storage


Formulation	Lyophilized from 0.22µm filtered solution in PBS (pH 7.4). Normally 8% trehalose is added as protectant before lyophilization.
Reconstitution	Dissolve the lyophilized protein in distilled water. Please refer to the Certificate of Analysis for detailed instructions.
Storage	-20 to -80°C for 12 months as supplied from date of receipt. -80°C for 3 months after reconstitution. Recommend to aliquot the protein into smaller quantities for optimal storage. Please minimize freeze-thaw cycles.

## Background

Interleukin-33 (IL-33) is a cytokine belonging to the IL-1 family, playing a role in inflammatory, infectious and autoimmune diseases and expressed in the cellular nucleus in several tissues. High levels of IL-33 are expressed in epithelial barrier tissues and endothelial barriers. ST2 is a receptor for IL-33, expressed selectively on a subset of Th2 cells, mediating some of their functions.

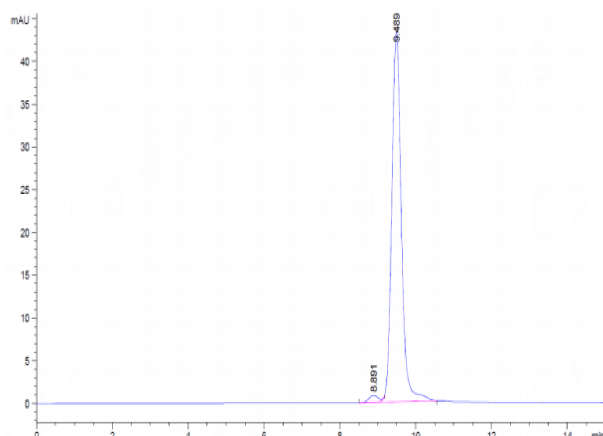
## Assay Data

### Bis-Tris PAGE



Human IL-33 on Bis-Tris PAGE under reduced condition. The purity is greater than 95%.

### SEC-HPLC



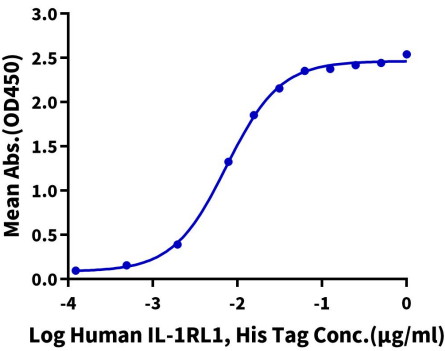
The purity of Human IL-33 is greater than 95% as determined by SEC-HPLC.

Assay Data

ELISA Data

Human IL-33, No Tag ELISA

0.5µg Human IL-33, No Tag Per Well

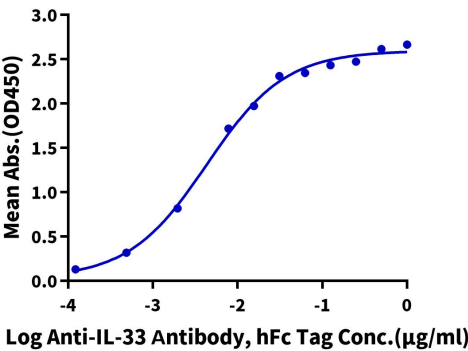


Immobilized Human IL-33, No Tag at 5µg/ml (100µl/well) on the plate. Dose response curve for Human IL-1RL1, His Tag with the EC50 of 7.4ng/ml determined by ELISA (QC Test).

ELISA Data

Human IL-33, No Tag ELISA

0.05µg Human IL-33, No Tag Per Well



Immobilized Human IL-33, No Tag at 0.5µg/ml (100µl/well) on the plate. Dose response curve for Anti-IL-33 Antibody, hFc Tag with the EC50 of 4.3ng/ml determined by ELISA.